














1. Viața la fermă.

(puteți folosi aceste imagini pentru a face jetoane iar copiii le pot colora)













2. Încercuiește obiectul care este diferit.

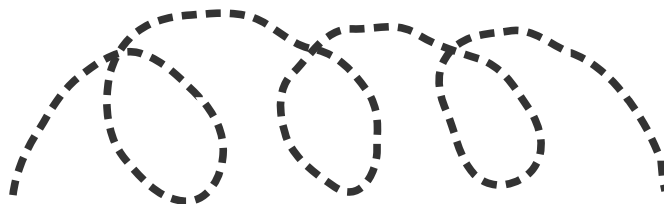



Alege o imagine și coloreaz-o așa cum îți place ție.

3. Lipește în pătratul de la capătul fiecărui rând imaginea care urmează.



4. Ajută-l pe fermier să ajungă la vacuță.



5. Unește cu o linie fiecare animal cu puiul lui și spune cum se numește fiecare.

